

BOP-Reported COVID-19 Test Results Nationwide<sup>1</sup>

Date	Number of Positive Inmates	Number of Recovered Inmates	Number of Inmate Deaths	Number of Positive Staff	Number of Recovered Staff	Number of Staff Deaths	Total BOP Cases
3/20/2020	0		0	2		0	2
3/21/2020	1		0	2		0	3
3/22/2020	1		0	2		0	3
3/23/2020	3		0	3		0	6
3/24/2020	6		0	3		0	9
3/25/2020	6		0	3		0	9
3/26/2020	10		0	8		0	18
3/27/2020	14		0	13		0	27
3/28/2020	19		1	19		0	39
3/29/2020	19		1	19		0	39
3/30/2020	28		1	24		0	53
3/31/2020	29		1	30		0	60
4/1/2020	57		3	37		0	97
4/2/2020	75		6	39		0	120
4/3/2020	91		7	50		0	148
4/4/2020	120		8	54		0	182
4/5/2020	138		8	59		0	205
4/6/2020	196		8	63		0	267
4/7/2020	241		8	72		0	321
4/8/2020	272		8	105		0	385
4/9/2020	283	14	8	125	7	0	437
4/10/2020	318	15	9	163	8	0	513
4/11/2020	335	15	9	185	12	0	556
4/12/2020	352	19	10	189	12	0	582
4/13/2020	388	19	13	201	12	0	633
4/14/2020	446	20	14	248	13	0	741
4/15/2020	451	49	16	280	18	0	814
4/16/2020	473	64	18	279	23	0	857

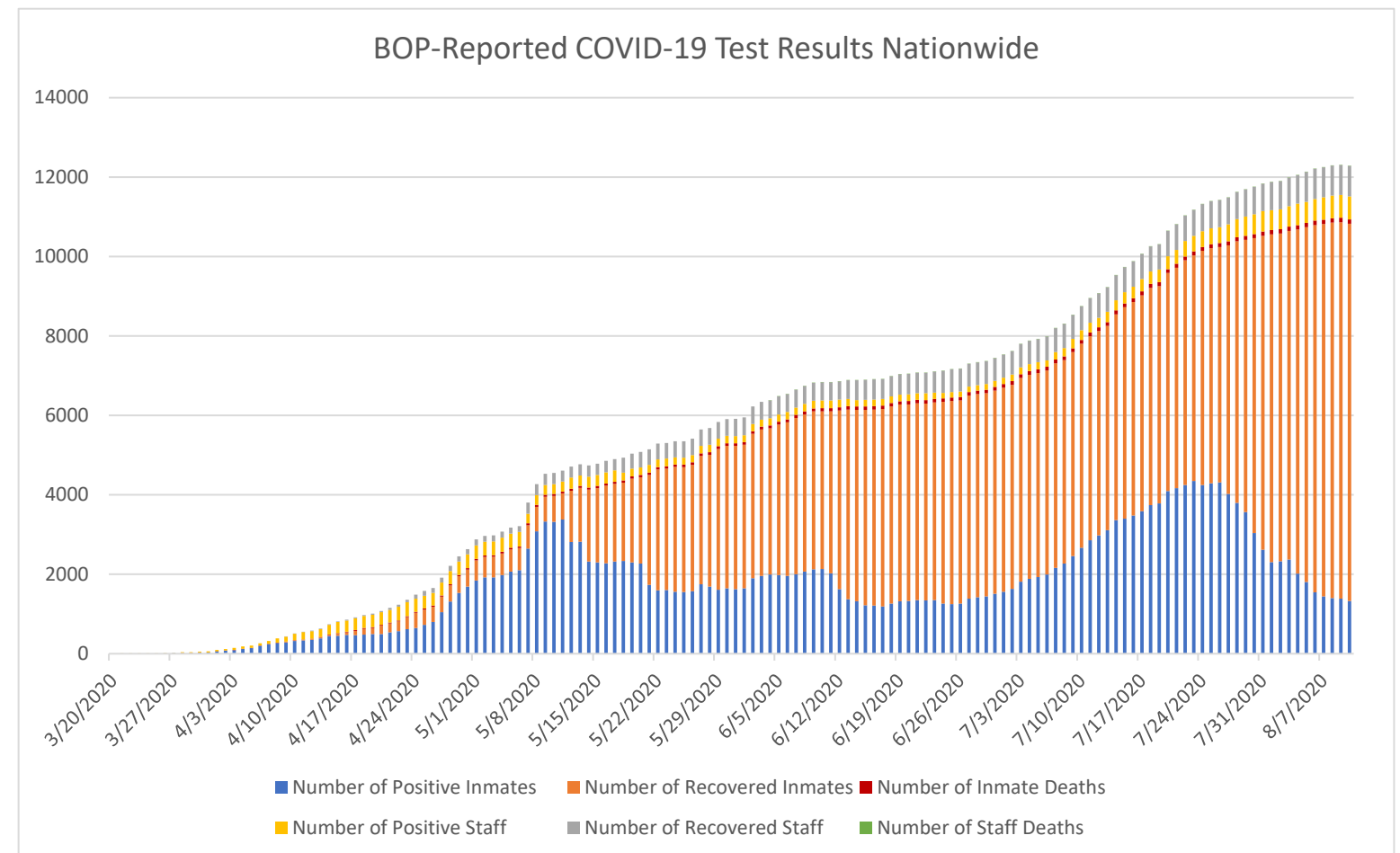
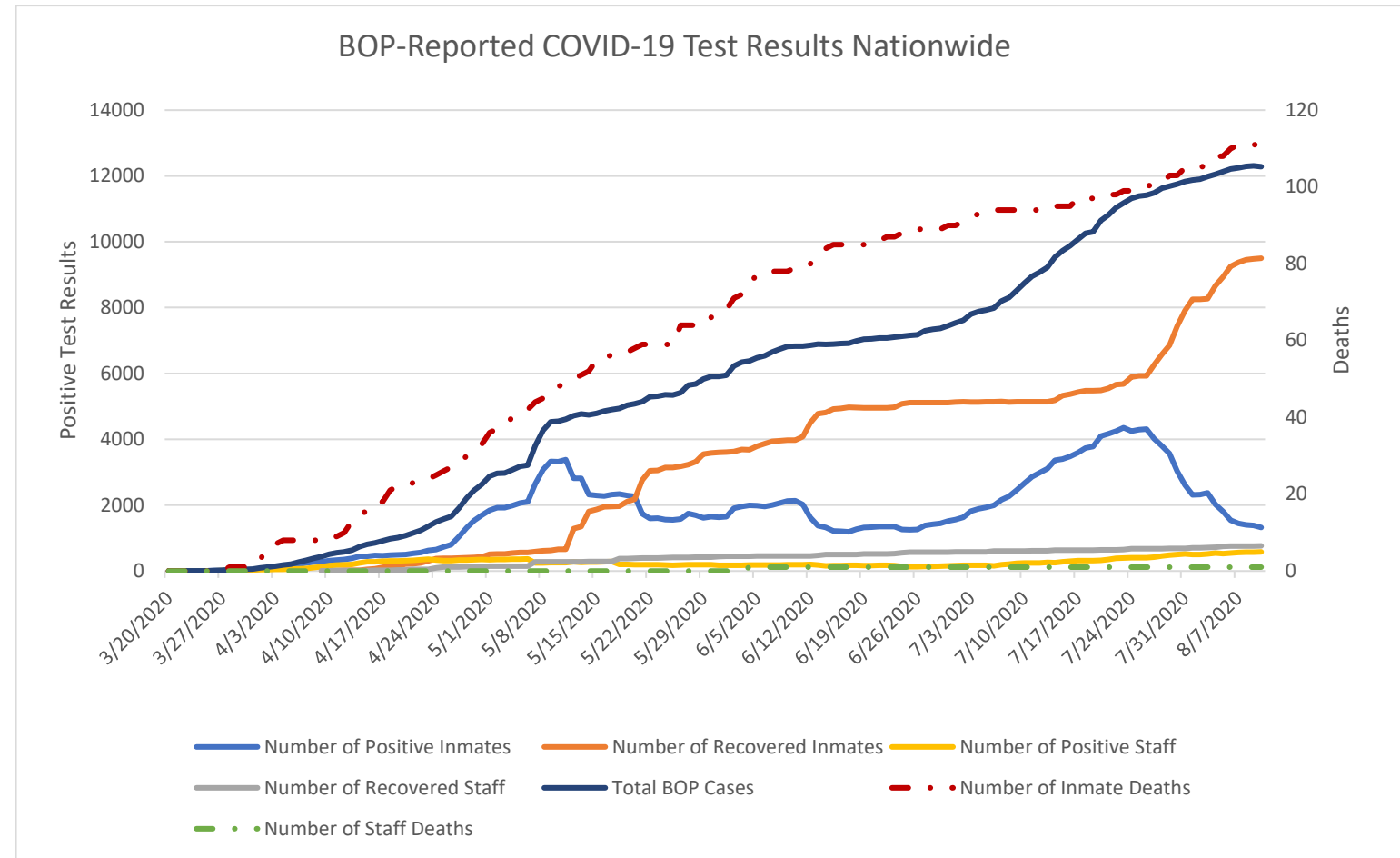
Date	Number of Positive Inmates	Number of Recovered Inmates	Number of Inmate Deaths	Number of Positive Staff	Number of Recovered Staff	Number of Staff Deaths	Total BOP Cases
4/17/2020	465	113	18	296	25	0	917
4/18/2020	479	145	21	305	26	0	976
4/19/2020	495	155	22	309	29	0	1010
4/20/2020	497	205	22	319	33	0	1076
4/21/2020	540	220	23	323	49	0	1155
4/22/2020	566	248	24	342	52	0	1232
4/23/2020	620	302	24	357	53	0	1356
4/24/2020	649	380	25	336	98	0	1488
4/25/2020	730	383	26	317	124	0	1580
4/26/2020	799	385	27	319	124	0	1654
4/27/2020	1046	390	28	330	124	0	1918
4/28/2020	1314	404	30	335	132	0	2215
4/29/2020	1534	414	31	343	132	0	2454
4/30/2020	1692	426	33	349	132	0	2632
5/1/2020	1842	509	36	343	146	0	2876
5/2/2020	1919	515	37	349	147	0	2967
5/3/2020	1926	515	38	350	148	0	2977
5/4/2020	1984	543	40	356	149	0	3072
5/5/2020	2066	561	41	359	149	0	3176
5/6/2020	2100	559	42	365	149	0	3215
5/7/2020	2646	591	44	244	278	0	3803
5/8/2020	3082	619	45	248	279	0	4273
5/9/2020	3330	624	46	250	279	0	4529
5/10/2020	3319	656	48	250	279	0	4552
5/11/2020	3379	656	49	250	279	0	4613
5/12/2020	2817	1288	50	279	279	0	4713
5/13/2020	2820	1353	51	266	282	0	4772
5/14/2020	2322	1809	52	272	284	0	4739
5/15/2020	2296	1874	55	275	287	0	4787
5/16/2020	2280	1950	56	283	287	0	4856
5/17/2020	2319	1955	56	284	287	0	4901
5/18/2020	2338	1971	57	196	375	0	4937

<sup>1</sup> Numbers obtained from [www.bop.gov/coronavirus](http://www.bop.gov/coronavirus) on a daily basis. There is good reason to believe that the numbers reported by the BOP understate the actual number of tested-positive cases. Compare M. Licon-Vitale, MCC Ward, and D. Edge, MDC Warden, Response to EDNY Administrative Order 2020-14 (Apr. 7, 2020) at [https://www.nyed.uscourts.gov/pub/bop/MDC\\_20200407\\_042057.pdf](https://www.nyed.uscourts.gov/pub/bop/MDC_20200407_042057.pdf) (3 positive inmates at MDC Brooklyn) with COVID-19 Cases Federal Bureau of Prisons (Apr. 7, 2020) at [www.bop.gov/coronavirus](http://www.bop.gov/coronavirus) (2 positive inmates at MDC Brooklyn).

Date	Number of Positive Inmates	Number of Recovered Inmates	Number of Inmate Deaths	Number of Positive Staff	Number of Recovered Staff	Number of Staff Deaths	Total BOP Cases
5/19/2020	2298	2109	57	198	375	0	5037
5/20/2020	2267	2177	58	188	389	0	5079
5/21/2020	1735	2767	59	191	392	0	5144
5/22/2020	1594	3047	59	194	394	0	5288
5/23/2020	1603	3057	59	194	395	0	5308
5/24/2020	1558	3144	59	186	403	0	5350
5/25/2020	1556	3144	59	175	414	0	5348
5/26/2020	1577	3180	64	181	413	0	5415
5/27/2020	1747	3232	64	187	413	0	5643
5/28/2020	1693	3318	64	187	417	0	5679
5/29/2020	1610	3547	66	189	420	0	5832
5/30/2020	1649	3582	66	192	420	0	5909
5/31/2020	1629	3605	67	177	435	0	5913
6/1/2020	1650	3613	68	171	445	0	5947
6/2/2020	1904	3631	71	175	448	0	6229
6/3/2020	1956	3689	72	176	450	0	6343
6/4/2020	1993	3681	75	179	451	1	6380
6/5/2020	1981	3785	77	181	452	1	6477
6/6/2020	1957	3868	78	183	452	1	6539
6/7/2020	1999	3936	78	185	452	1	6649
6/8/2020	2068	3957	78	185	452	1	6741
6/9/2020	2125	3975	78	190	453	1	6822
6/10/2020	2134	3972	79	190	456	1	6832
6/11/2020	2024	4080	80	191	457	1	6833
6/12/2020	1622	4503	80	196	457	1	6859
6/13/2020	1374	4775	82	185	472	1	6889
6/14/2020	1324	4817	84	160	497	1	6883
6/15/2020	1220	4918	85	168	498	1	6890
6/16/2020	1209	4940	85	168	502	1	6905
6/17/2020	1190	4970	85	170	502	1	6918
6/18/2020	1266	4960	85	171	503	1	6986
6/19/2020	1318	4955	85	164	516	1	7039
6/20/2020	1327	4953	86	166	516	1	7049
6/21/2020	1351	4953	86	169	516	1	7076
6/22/2020	1346	4955	87	172	516	1	7077

Date	Number of Positive Inmates	Number of Recovered Inmates	Number of Inmate Deaths	Number of Positive Staff	Number of Recovered Staff	Number of Staff Deaths	Total BOP Cases
6/23/2020	1349	4975	87	163	528	1	7103
6/24/2020	1260	5080	88	141	555	1	7125
6/25/2020	1249	5115	89	133	571	1	7158
6/26/2020	1263	5116	89	133	574	1	7176
6/27/2020	1386	5115	89	136	574	1	7301
6/28/2020	1422	5114	89	137	574	1	7337
6/29/2020	1442	5116	89	143	574	1	7365
6/30/2020	1513	5113	90	152	575	1	7444
7/01/2020	1563	5135	90	164	579	1	7532
7/02/2020	1634	5138	91	170	584	1	7618
7/03/2020	1813	5131	92	177	584	1	7798
7/04/2020	1888	5134	93	177	584	1	7877
7/05/2020	1932	5137	94	177	584	1	7925
7/06/2020	1992	5137	94	160	603	1	7987
7/07/2020	2163	5147	94	190	603	1	8189
7/08/2020	2267	5128	94	211	603	1	8304
7/09/2020	2459	5137	94	236	603	1	8530
7/10/2020	2666	5137	94	248	603	1	8749
7/11/2020	2860	5137	94	242	615	1	8949
7/12/2020	2983	5140	94	242	615	1	9075
7/13/2020	3112	5141	95	259	615	1	9223
7/14/2020	3366	5181	95	257	629	1	9529
7/15/2020	3401	5324	95	280	629	1	9730
7/16/2020	3483	5370	95	295	631	1	9875
7/17/2020	3591	5434	97	315	631	1	10069
7/18/2020	3738	5474	97	315	631	1	10258
7/19/2020	3781	5475	97	318	631	1	10303
7/20/2020	4096	5488	97	325	642	1	10649
7/21/2020	4167	5551	98	350	644	1	10811
7/22/2020	4247	5658	98	385	644	1	11033
7/23/2020	4353	5676	99	397	648	1	11174
7/24/2020	4251	5891	99	400	676	1	11318
7/25/2020	4288	5925	99	401	677	1	11319
7/26/2020	4311	5928	100	401	677	1	11418
7/27/2020	4021	6265	101	424	678	1	11490

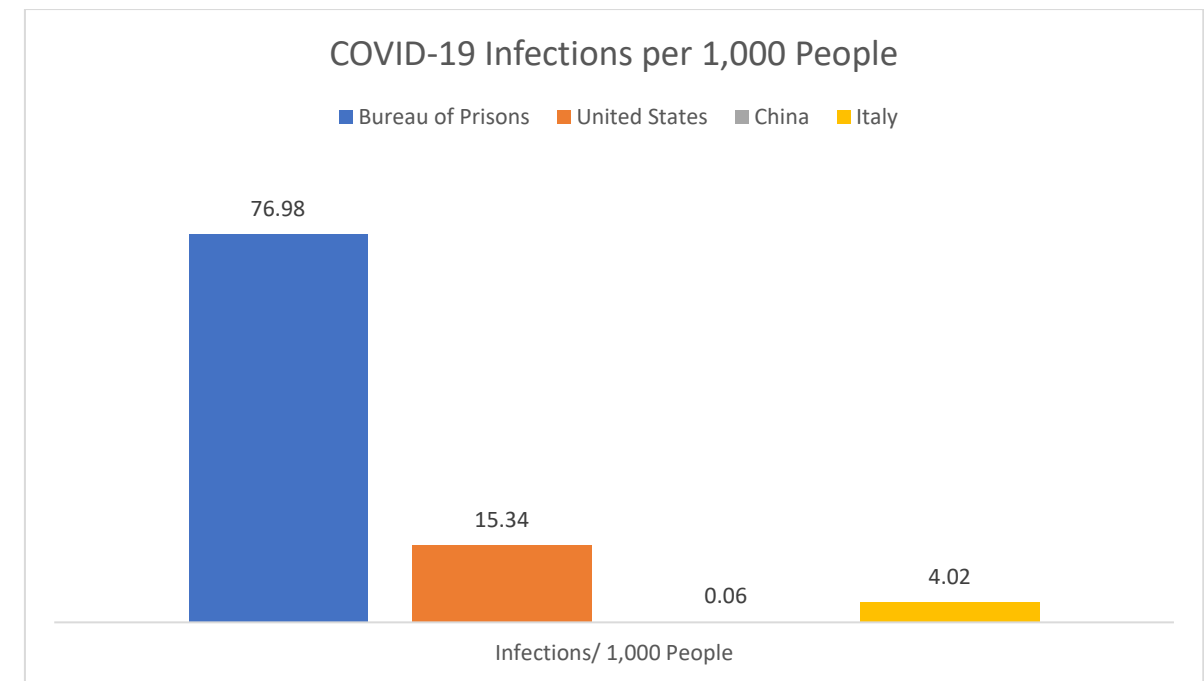
Date	Number of Positive Inmates	Number of Recovered Inmates	Number of Inmate Deaths	Number of Positive Staff	Number of Recovered Staff	Number of Staff Deaths	Total BOP Cases
7/28/2020	3799	6583	101	460	681	1	11625
7/29/2020	3566	6856	103	483	683	1	11692
7/30/2020	3035	7429	103	500	683	1	11751
7/31/2020	2617	7906	105	518	688	1	11835
8/01/2020	2308	8253	105	503	708	1	11878
8/02/2020	2325	8256	105	503	708	1	11898
8/03/2020	2374	8273	106	515	715	1	11984
8/04/2020	2017	8663	108	542	720	1	12051
8/05/2020	1807	8931	108	531	751	1	12129
8/06/2020	1544	9249	110	548	756	1	12208
8/07/2020	1444	9375	111	562	756	1	12249
8/08/2020	1400	9452	111	573	756	1	12293
8/09/2020	1383	9483	111	571	759	1	12308
8/10/2020	1326	9500	111	580	763	1	12281



### COVID-19 Rate of Infection for Various Populations

Location	Cases	Population	Infections/ 1,000 People	Infection Rate as Percent of Population
BOP Imprisoned Population	10,937 <sup>2</sup>	142,071 <sup>3</sup>	76.98	7.6983%
United States	5,063,770	330,099,864 <sup>4</sup>	15.34	1.5340%
China	88,862 <sup>5</sup>	1,394,015,977 <sup>6</sup>	0.06	0.0064%
Italy	250,825 <sup>7</sup>	62,402,659 <sup>8</sup>	4.02	0.4019%

	BOP has an infection rate X times higher
Compared to the United States	5.02
Compared to China	1207.66
Compared to Italy	19.15



<sup>2</sup> Includes the number of BOP inmates who have tested positive for COVID-19, the number of BOP inmates who have recovered, and the number of BOP inmates who have died from COVID-19. Numbers obtained from [www.bop.gov/coronavirus](http://www.bop.gov/coronavirus) on a daily basis. There is good reason to believe that the numbers reported by the BOP understate the actual number of tested-positive cases. Compare M. Licon-Vitale, MCC Ward, and D. Edge, MDC Warden, *Response to EDNY Administrative Order 2020-14* (Apr. 7, 2020) at [https://www.nyed.uscourts.gov/pub/bop/MDC\\_20200407\\_042057.pdf](https://www.nyed.uscourts.gov/pub/bop/MDC_20200407_042057.pdf) (3 positive inmates at MDC Brooklyn) with *COVID-19 Cases Federal Bureau of Prisons* (Apr. 7, 2020) at [www.bop.gov/coronavirus](http://www.bop.gov/coronavirus) (2 positive inmates at MDC Brooklyn).

<sup>3</sup> Includes the number of federal inmates in BOP-managed institutions, the number of federal inmates in community-based facilities, and the number of federal inmates who have died from COVID-19. Numbers obtained from [www.bop.gov/coronavirus](http://www.bop.gov/coronavirus) on a daily basis.

<sup>4</sup> Numbers obtained on 8/10/2020 at 3:05pm from <https://coronavirus.jhu.edu/map.html>

<sup>5</sup> Numbers obtained on 8/10/2020 at 3:05pm from <https://coronavirus.jhu.edu/map.html>

<sup>6</sup> Numbers obtained on 8/10/2020 at 3:10pm from <https://www.census.gov/popclock/>

<sup>7</sup> Numbers obtained on 8/10/2020 at 3:05pm from <https://coronavirus.jhu.edu/map.html>

<sup>8</sup> Numbers obtained on 8/10/2020 at 3:10pm from <https://www.census.gov/popclock/>

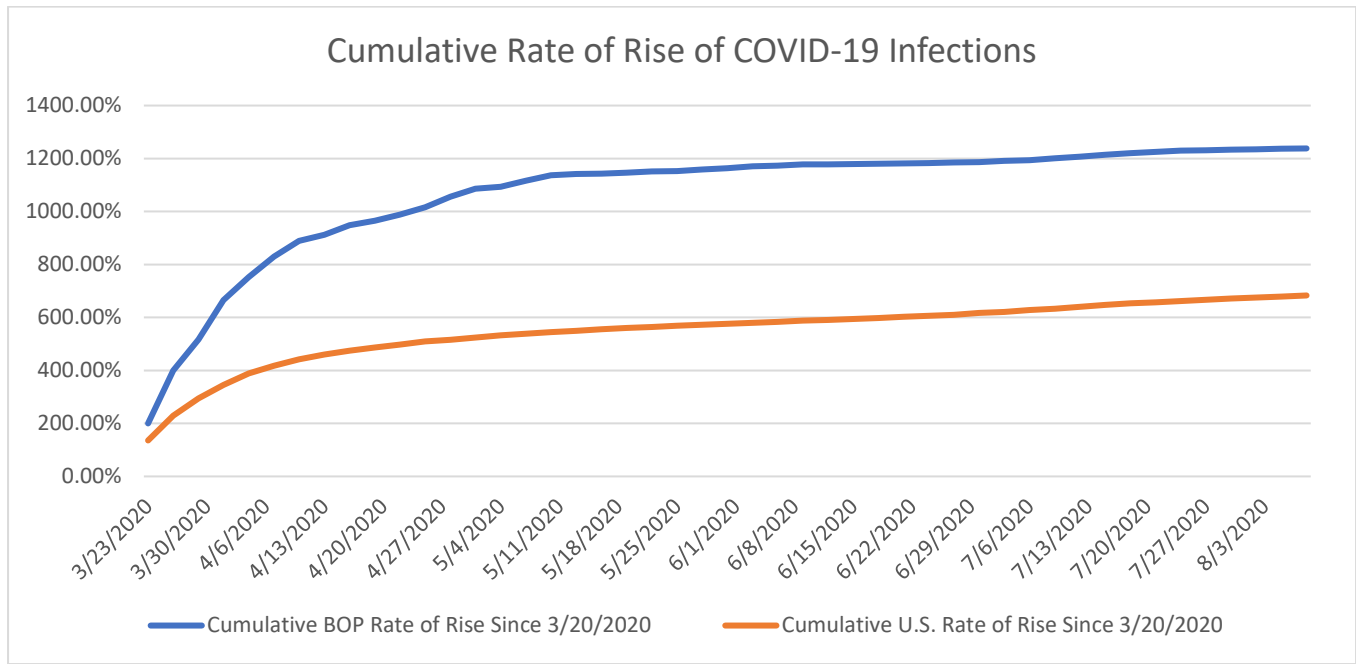
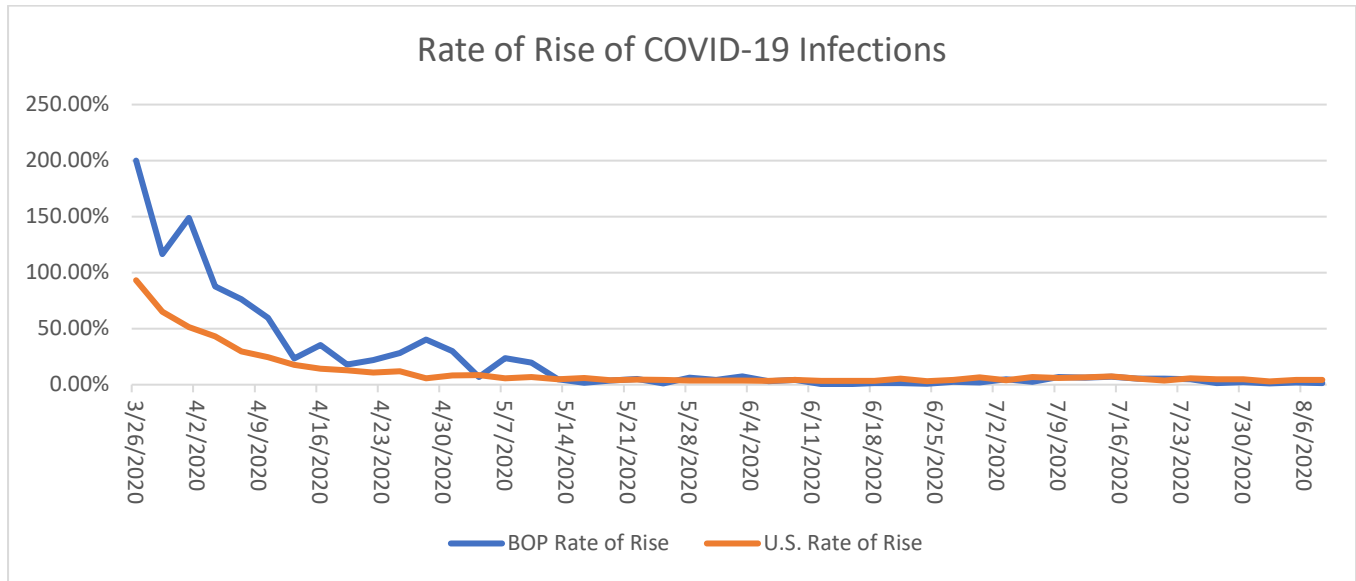
**Rate of Rise of Reported COVID-19 Cases in Bureau of Prisons<sup>9</sup>  
and the United States<sup>10</sup>, Every 3 Days**

Date	Number of BOP Cases	BOP Rate of Rise	Cumulative BOP Rate of Rise Since 3/20/2020	Number of National Cases	U.S. Rate of Rise	Cumulative U.S. Rate of Rise Since 3/20/2020
3/20/2020	2	0.00%	0.00%	18,747	0.00%	0.00%
3/23/2020	6	200.00%	200.00%	44,183	135.68%	135.68%
3/26/2020	18	200.00%	400.00%	85,356	93.19%	228.87%
3/29/2020	39	116.67%	516.67%	140,904	65.08%	293.95%
4/1/2020	97	148.72%	665.38%	213,144	51.27%	345.21%
4/4/2020	182	87.63%	753.01%	304,826	43.01%	388.23%
4/7/2020	321	76.37%	829.39%	395,011	29.59%	417.81%
4/10/2020	513	59.81%	889.20%	492,416	24.66%	442.47%
4/13/2020	633	23.39%	912.59%	579,005	17.58%	460.06%
4/16/2020	857	35.39%	947.98%	661,712	14.28%	474.34%
4/19/2020	1,010	17.85%	965.83%	746,625	12.83%	487.17%
4/22/2020	1,232	21.98%	987.81%	828,441	10.96%	498.13%
4/25/2020	1,580	28.25%	1016.06%	928,619	12.09%	510.23%
4/28/2020	2,215	40.19%	1056.25%	981,246	5.67%	515.89%
5/1/2020	2,876	29.84%	1086.09%	1,062,446	8.28%	524.17%
5/4/2020	3,072	6.82%	1092.91%	1,152,372	8.46%	532.63%
5/7/2020	3,803	23.80%	1116.70%	1,219,066	5.79%	538.42%
5/10/2020	4,552	19.69%	1136.40%	1,300,696	6.70%	545.12%
5/13/2020	4,772	4.83%	1141.23%	1,364,061	4.87%	549.99%
5/16/2020	4,856	1.76%	1142.99%	1,446,196	6.02%	556.01%
5/19/2020	5,037	3.73%	1146.72%	1,504,830	4.05%	560.06%
5/22/2020	5,288	4.98%	1151.70%	1,571,617	4.44%	564.50%
5/25/2020	5,348	1.13%	1152.83%	1,637,456	4.19%	568.69%
5/28/2020	5,679	6.19%	1159.02%	1,698,523	3.73%	572.42%
5/31/2020	5,913	4.12%	1163.14%	1,761,503	3.71%	576.13%
6/3/2020	6,343	7.27%	1170.42%	1,827,425	3.74%	579.87%

6/6/2020	6,539	3.09%	1173.51%	1,891,690	3.52%	583.39%
6/9/2020	6,822	4.33%	1177.83%	1,971,302	4.21%	587.59%
6/12/2020	6,859	0.54%	1178.38%	2,036,429	3.30%	590.90%
6/15/2020	6,890	0.45%	1178.83%	2,105,482	3.39%	594.29%
6/18/2020	6,986	1.39%	1180.22%	2,177,842	3.44%	597.73%
6/21/2020	7,076	1.29%	1181.51%	2,292,867	5.28%	603.01%
6/24/2020	7,125	0.69%	1182.20%	2,364,874	3.14%	606.15%
6/27/2020	7,301	2.47%	1184.67%	2,462,492	4.13%	610.28%
6/30/2020	7,444	1.96%	1186.63	2,623,217	6.53%	616.80%
7/3/2020	7,798	4.76%	1191.39%	2,724,640	3.87%	620.67%
7/6/2020	7,987	2.42%	1193.81%	2,911,888	6.87%	627.54%
7/9/2020	8,530	6.80%	1200.61%	3,084,690	5.93%	633.48%
7/12/2020	9,075	6.39%	1200.61%	3,286,025	6.53%	640.00%
7/15/2020	9,730	7.22%	1214.22%	3,529,899	7.42%	647.42%
7/18/2020	10,258	5.43%	1219.64%	3,721,567	5.43%	652.85%
7/21/2020	10,811	5.39%	1225.03%	3,858,686	3.68%	656.54%
7/24/2020	11,318	4.69%	1229.72%	4,073,243	5.56%	662.10%
7/27/2020	11,490	1.52%	1231.24%	4,271,070	4.86%	666.96%
7/30/2020	11,751	2.27%	1233.51%	4,472,936	4.72%	671.68%
8/2/2020	11,878	1.08%	1234.60%	4,603,204	2.91%	674.59%
8/05/2020	12,129	2.11%	1236.71%	4,802,275	4.32%	678.92%
8/08/2020	12,293	1.35%	1238.06%	5,000,352	4.12%	683.04%

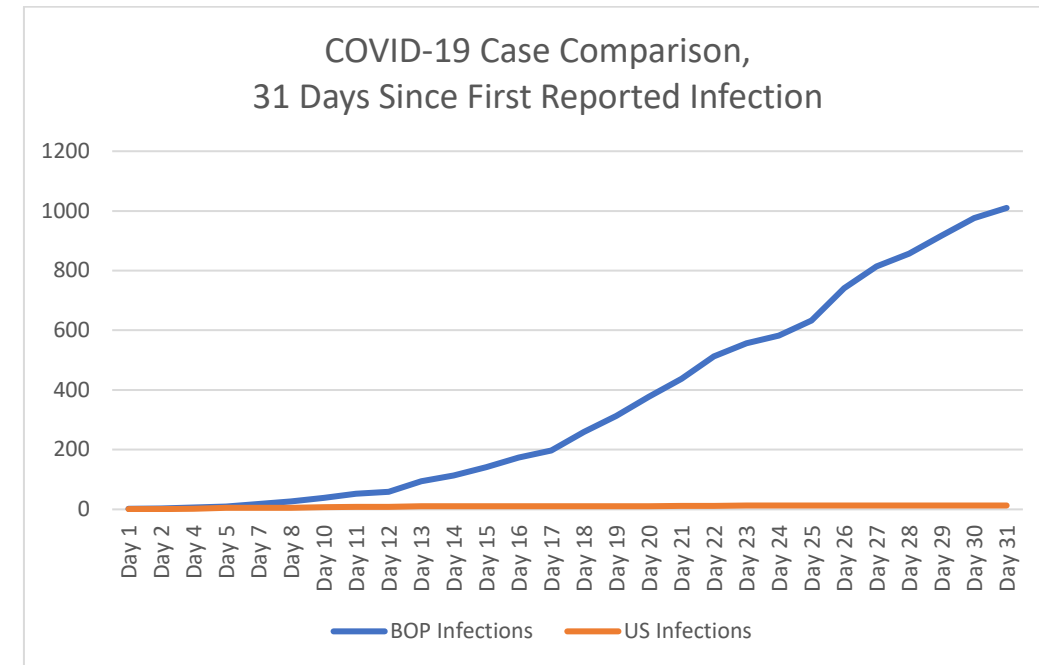
<sup>9</sup> Numbers obtained from [www.bop.gov/coronavirus](http://www.bop.gov/coronavirus) on a daily basis. There is good reason to believe that the numbers reported by the BOP understate the actual number of tested-positive cases. Compare M. Licon-Vitale, MCC Ward, and D. Edge, MDC Warden, *Response to EDNY Administrative Order 2020-14* (Apr. 7, 2020) at [https://www.nyed.uscourts.gov/pub/bop/MDC\\_20200407\\_042057.pdf](https://www.nyed.uscourts.gov/pub/bop/MDC_20200407_042057.pdf) (3 positive inmates at MDC Brooklyn) with *COVID-19 Cases Federal Bureau of Prisons* (Apr. 7, 2020) at [www.bop.gov/coronavirus](http://www.bop.gov/coronavirus) (2 positive inmates at MDC Brooklyn).

<sup>10</sup> Numbers obtained from <https://www.cdc.gov/coronavirus/2019-ncov/cases-updates/cases-in-us.html>



Number of Reported COVID-19 Cases in Bureau of Prisons<sup>11</sup> and the United States<sup>12</sup>, 31 Days Since First Reported Infection

Day of Known COVID-19 Case	BOP Date	BOP Infections	U.S. Date	U.S. Infections
Day 1	3/20/2020	2	1/22/2020	1
Day 2	3/21/2020	3	1/23/2020	1
Day 4	3/23/2020	6	1/25/2020	2
Day 5	3/24/2020	9	1/26/2020	5
Day 7	3/26/2020	18	1/28/2020	5
Day 8	3/27/2020	27	1/29/2020	5
Day 10	3/29/2020	38	1/31/2020	7
Day 11	3/30/2020	52	2/1/2020	8
Day 12	3/31/2020	59	2/2/2020	8
Day 13	4/1/2020	94	2/3/2020	11
Day 14	4/2/2020	114	2/4/2020	11
Day 15	4/3/2020	141	2/5/2020	11
Day 16	4/4/2020	174	2/6/2020	11
Day 17	4/5/2020	197	2/7/2020	11
Day 18	4/6/2020	259	2/8/2020	11
Day 19	4/7/2020	313	2/9/2020	11
Day 20	4/8/2020	377	2/10/2020	11
Day 21	4/9/2020	437	2/11/2020	12
Day 22	4/10/2020	513	2/12/2020	12
Day 23	4/11/2020	556	2/13/2020	13
Day 24	4/12/2020	582	2/14/2020	13
Day 25	4/13/2020	633	2/15/2020	13
Day 26	4/14/2020	741	2/16/2020	13
Day 27	4/15/2020	814	2/17/2020	13
Day 28	4/16/2020	857	2/18/2020	13
Day 29	4/17/2020	917	2/19/2020	13
Day 30	4/18/2020	976	2/20/2020	13
Day 31	4/19/2020	1010	2/21/2020	13



<sup>11</sup> Numbers obtained from [www.bop.gov/coronavirus](http://www.bop.gov/coronavirus) on a daily basis. There is good reason to believe that the numbers reported by the BOP understate the actual number of tested-positive cases. Compare M. Licon-Vitale, MCC Ward, and D. Edge, MDC Warden, *Response to EDNY Administrative Order 2020-14* (Apr. 7, 2020) at [https://www.nyed.uscourts.gov/pub/bop/MDC\\_20200407\\_042057.pdf](https://www.nyed.uscourts.gov/pub/bop/MDC_20200407_042057.pdf) (3 positive inmates at MDC Brooklyn) with *COVID-19 Cases Federal Bureau of Prisons* (Apr. 7, 2020) at [www.bop.gov/coronavirus](http://www.bop.gov/coronavirus) (2 positive inmates at MDC Brooklyn).

<sup>12</sup> Numbers obtained from <https://www.cdc.gov/coronavirus/2019-ncov/cases-updates/cases-in-us.html>